



























16 200m Backstroke Men Final

























Official











☰ Qualified
☰ Heats
☰ Summary
📄

Total
13 years
14 years
15 years
16 years

Rank	Competitor	Age	Club	RT	PTS	Result
1	Paki TeRauroha	14	Northwave ...	0.64		2:07.25 14yrs NZR Entry: 2:09.31 -2.06
	50m: 28.91 100m: 1:00.55 (31.64) 150m: 1:34.33 (33.78) 200m: 2:07.25 (32.92)					
2	Segers Sebastian	15	United Swi...	0.67		2:07.65 Entry: 2:15.02 -7.37
	50m: 30.15 100m: 1:02.25 (32.10) 150m: 1:35.37 (33.12) 200m: 2:07.65 (32.28)					
3	Ellis Mitch	16	Liz van Wel...	0.74		2:08.79 Entry: 2:15.24 -6.45
	50m: 30.00 100m: 1:03.00 (33.00) 150m: 1:35.30 (32.30) 200m: 2:08.79 (33.49)					
4	Bell Lucas	15	Tasman Sw...	0.63		2:09.74 Entry: 2:13.27 -3.53
	50m: 30.13 100m: 1:02.75 (32.62) 150m: 1:36.75 (34.00) 200m: 2:09.74 (32.99)					
5	Chen Luojingxi	15	Nga Tai Tu...	0.58		2:12.18 Entry: 2:17.76 -5.58
	50m: 30.05 100m: 1:03.22 (33.17) 150m: 1:38.67 (35.45) 200m: 2:12.18 (33.51)					
6	Zhang YiFan	14	Parnell Swi...	0.63		2:12.63 Entry: 2:13.47 -0.84
	50m: 29.94 100m: 1:03.14 (33.20) 150m: 1:38.27 (35.13) 200m: 2:12.63 (34.36)					
7	Marquet (V) Heimanu	16	Dumbea N...	0.63		2:13.23 Entry: 2:18.50 -5.27
	50m: 29.54 100m: 1:02.62 (33.08) 150m: 1:37.13 (34.51) 200m: 2:13.23 (36.10)					
8	Hewertson Ryan	15	North Shor...	0.63		2:13.58 Entry: 2:14.38 -0.80
	50m: 30.70 100m: 1:03.53 (32.83) 150m: 1:37.98 (34.45) 200m: 2:13.58 (35.60)					
9	Gu Osbert	16	Phoenix Aq...	0.62		2:14.47 Entry: 2:18.37 -3.90
	50m: 30.41 100m: 1:04.23 (33.82) 150m: 1:39.35 (35.12) 200m: 2:14.47 (35.12)					
10	Lee Jayden	14	Wharenui S...	0.60		2:14.52 Entry: 2:18.18 -3.66
	50m: 31.29 100m: 1:05.54 (34.25) 150m: 1:40.57 (35.03) 200m: 2:14.52 (33.95)					
		16		0.62		2:15.32

11	 Cave Max	 Aquabladz ...	Entry: 2:16.42 -1.10
	50m: 28.75 200m: 2:15.32 (36.88)	100m: 1:01.97 (33.22) 150m: 1:38.44 (36.47)	
12	 Glintmeyer Kase	14  Coast Swi... 0.60	2:16.29 Entry: 2:18.06 -1.77
	50m: 30.91 200m: 2:16.29 (35.24)	100m: 1:05.48 (34.57) 150m: 1:41.05 (35.57)	
13	 Broadfoot Declan	15  Pirates Swi... 0.62	2:18.16 Entry: 2:18.01 +0.15
	50m: 30.54 200m: 2:18.16 (37.11)	100m: 1:04.99 (34.45) 150m: 1:41.05 (36.06)	
14	 Rowe Sam	16  Ice Breaker... 0.63	2:18.31 Entry: 2:19.27 -0.96
	50m: 32.35 200m: 2:18.31 (35.36)	100m: 1:07.55 (35.20) 150m: 1:42.95 (35.40)	
15	 Lomas Noah	13  Swim Rotor... 0.63	2:18.98 Entry: 2:19.89 -0.91
	50m: 32.08 200m: 2:18.98 (35.98)	100m: 1:06.85 (34.77) 150m: 1:43.00 (36.15)	
16	 Champion Thomas	16  United Swi... 0.74	2:19.61 Entry: 2:21.13 -1.52
	50m: 32.27 200m: 2:19.61 (36.03)	100m: 1:07.72 (35.45) 150m: 1:43.58 (35.86)	
17	 Lee Yen-Cheng	16  United Swi... 0.51	2:19.74 Entry: 2:19.56 +0.18
	50m: 31.58 200m: 2:19.74 (35.98)	100m: 1:07.30 (35.72) 150m: 1:43.76 (36.46)	
18	 Joyce Josiah	16  St Paul's S... 0.64	2:19.88 Entry: 2:20.03 -0.15
	50m: 33.16 200m: 2:19.88 (34.97)	100m: 1:08.97 (35.81) 150m: 1:44.91 (35.94)	
19	 McPhail Jack	15  Tawa Swim... 0.61	2:19.90 Entry: 2:17.66 +2.24
	50m: 31.07 200m: 2:19.90 (35.36)	100m: 1:07.40 (36.33) 150m: 1:44.54 (37.14)	
20	 Asiata Samuel	16  Howick Pak... 0.74	2:20.50 Entry: 2:22.74 -2.24
	50m: 31.53 200m: 2:20.50 (36.24)	100m: 1:07.22 (35.69) 150m: 1:44.26 (37.04)	
21	 De Wit Lukas	15  Vikings Swi... 0.62	2:20.57 Entry: 2:21.16 -0.59
	50m: 31.88 200m: 2:20.57 (35.65)	100m: 1:07.40 (35.52) 150m: 1:44.92 (37.52)	
22	 Otene Jaiah	14  Stratford Fl... 0.67	2:21.22 Entry: 2:22.11 -0.89
	50m: 32.64 200m: 2:21.22 (35.41)	100m: 1:09.20 (36.56) 150m: 1:45.81 (36.61)	
23	 Chin Timothy	14  United Swi... 0.60	2:21.45 Entry: 2:20.92 +0.53

	50m: 32.12 200m: 2:21.45 (37.18)	100m: 1:07.60 (35.48)	150m: 1:44.27 (36.67)		
24	 Zhang James	13	 Parnell Swi...	0.78	2:21.46 Entry: 2:21.07 +0.39
	50m: 32.22 200m: 2:21.46 (36.33)	100m: 1:07.82 (35.60)	150m: 1:45.13 (37.31)		
25	 Xiong Bryan	15	 Phoenix Aq...	0.56	2:21.74 Entry: 2:21.23 +0.51
	50m: 31.40 200m: 2:21.74 (37.05)	100m: 1:07.49 (36.09)	150m: 1:44.69 (37.20)		
26	 Aves Austin	14	 Parnell Swi...	0.71	2:22.21 Entry: 2:20.89 +1.32
	50m: 31.95 200m: 2:22.21 (37.05)	100m: 1:07.74 (35.79)	150m: 1:45.16 (37.42)		
27	 Cave Thomas	15	 Aquagym S...	0.69	2:22.54 Entry: 2:22.32 +0.22
	50m: 33.77 200m: 2:22.54 (36.49)	100m: 1:09.36 (35.59)	150m: 1:46.05 (36.69)		
28	 Madar-Leului Charlie	14	 Capital Swi...	0.57	2:22.97 Entry: 2:25.08 -2.11
	50m: 32.12 200m: 2:22.97 (36.95)	100m: 1:08.63 (36.51)	150m: 1:46.02 (37.39)		
29	 Cummings Fletcher	13	 Liz van Wel...	0.61	2:23.09 Entry: 2:26.05 -2.96
	50m: 33.21 200m: 2:23.09 (37.03)	100m: 1:09.33 (36.12)	150m: 1:46.06 (36.73)		
30	 Pennington Kyan	14	 Phoenix Aq...	0.66	2:23.31 Entry: 2:23.58 -0.27
	50m: 32.18 200m: 2:23.31 (37.13)	100m: 1:08.16 (35.98)	150m: 1:46.18 (38.02)		
31	 McCarthy (V) Henry	13	 Australia	0.61	2:23.35 Entry: 2:27.24 -3.89
	50m: 33.69 200m: 2:23.35 (35.94)	100m: 1:10.28 (36.59)	150m: 1:47.41 (37.13)		
32	 Trotter Bartly	15	 Trojans Swi...	0.67	2:24.07 Entry: 2:23.27 +0.80
	50m: 32.26 200m: 2:24.07 (37.93)	100m: 1:08.77 (36.51)	150m: 1:46.14 (37.37)		
33	 Yang Michael	13	 Phoenix Aq...	0.70	2:25.05 Entry: 2:26.31 -1.26
	50m: 33.59 200m: 2:25.05 (37.06)	100m: 1:10.27 (36.68)	150m: 1:47.99 (37.72)		
34	 Mahoney Connor	13	 Mt Eden S...	0.67	2:26.73 Entry: 2:27.15 -0.42
	50m: 33.16 200m: 2:26.73 (38.43)	100m: 1:10.42 (37.26)	150m: 1:48.30 (37.88)		
35	 Wang Elvin	14	 North Shor...	0.73	2:28.77 Entry: 2:28.28 +0.49
	50m: 34.40 200m: 2:28.77 (38.57)	100m: 1:11.41 (37.01)	150m: 1:50.20 (38.79)		

36	 Ketchen (V) Cooper	13	 United Stat...	0.64	2:28.92 Entry: 2:29.70 -0.78
	50m: 34.40 200m: 2:28.92 (38.16)		100m: 1:11.86 (37.46) 150m: 1:50.76 (38.90)		
37	 Yang Jonathan	13	 North Shore...	0.69	2:30.02 Entry: 2:29.83 +0.19
	50m: 34.05 200m: 2:30.02 (39.10)		100m: 1:11.98 (37.93) 150m: 1:50.92 (38.94)		
38	 Botes Phoenix	13	 Napier Aqu...	0.62	2:34.53 Entry: 2:33.92 +0.61
	50m: 34.97 200m: 2:34.53 (40.40)		100m: 1:13.57 (38.60) 150m: 1:54.13 (40.56)		
39	 Dixon Levi	13	 Liz van Wel...	0.62	2:35.20 Entry: 2:34.11 +1.09
	50m: 36.03 200m: 2:35.20 (38.41)		100m: 1:16.22 (40.19) 150m: 1:56.79 (40.57)		
-	 Wang Justin	16	 Jasi Swim ...	0.67	DSQ